


# Instructions for SAGE Online Training Tests

Students may go online anytime (at school or at home) and take advantage of the Training Tests available to help prepare them for the upcoming SAGE testing. They are available and we encourage all students grades 3-6, along with their parents, to go on and take advantage of this opportunity to become familiar with the testing format. The Training Tests are designed to help students become familiar with the SAGE testing format and tools that are available to assist them with the tests. You may read more about the Training Tests by visiting the SAGE testing website and clicking the "Training Tests" icon on the right of the page. (<http://sageportal.org>) Below are instructions on how to get onto the Training Tests:

- Go to [sageportal.org](http://sageportal.org)
- Click the "Training Tests" icon (the one with a picture of a bicycle) on the right side of the page.



- Click the "Training Tests" icon (the one with a picture of a bicycle) on the top of the "About the Training Tests" page. This is also the page that provides information regarding the Training Tests.



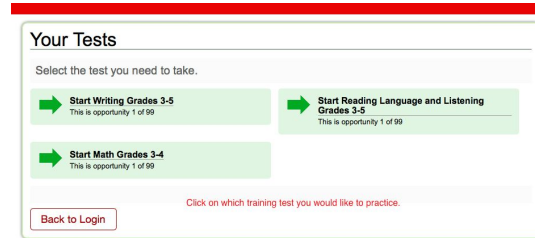
- This will bring you to the "Training Test Sign In". Be sure and click in the boxes that say "Guest User" and "Guest Session". This will sign you in as a guest and you won't have to worry about remembering any usernames or session numbers. These are only practice tests and are not saved. They are available solely for the students to practice and become familiar with the testing procedures and site.

- After you sign in as a guest, you will be sent to a verification page. It should say "Guest" in the names sections, etc. Be sure and select a grade level you would like to practice with from the dropdown menu. The practice tests may or may not be on the exact grade level you choose. For example, if you choose 3rd grade, you may receive a practice test that is on a 4th grade level. Don't worry if the questions are too difficult.

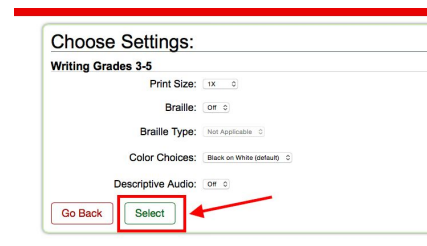
# Instructions for SAGE Online Training Tests

Remember this is a practice test to get familiar with the site not to practice content.

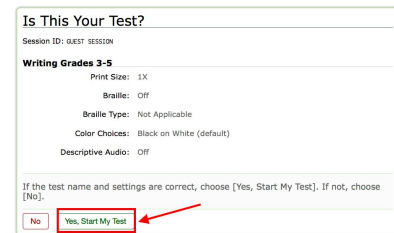
- Next, you will need to choose which test you would like to take. You will have three choices: a writing test, a math test, or an ELA (language arts) test. Click on whichever test you choose. It is a good idea to practice on each of the three tests so you may become familiar with the different tools in each area.



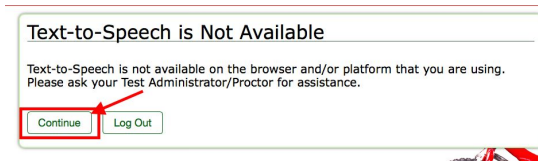
- On the “Choose Settings” page, you have the option of changing any of the settings. Typically, we leave these settings alone at school unless there is a special need. If you need to make changes, do so and then click “Select” to move on. If you don’t need to make changes, just click “Select” to move on.



- You will then need to verify that this is the correct test you selected. If it is the test you selected, click “Yes, Start My Test”. If not, click, “No” and it will take you back to choose another test.



- The Text-to-Speech option is not available for the Training Tests so just click “Continue” on this screen.



- The next screen will give you test instructions and answer questions regarding the test. Read through that before starting the test. When ready, click “Begin Test Now” and it will take you to the beginning of the test so you can begin.

